

PERMIT
CITY OF NAPOLEON, OHIO - BUILDING DEPARTMENT
255 West Riverview Avenue, Napoleon, Ohio 43545 - (419) 592-4010

Permit No. 3004 Issued 08-24-93

Job Location 900 CHESTERFIELD DR.

Lot 9 TWIN OAKS

Issued by BRENT N. DAMMAN

Owner ALAN STEIN 599-1166

Address 538 W. WASHINGTON, NAPOLEON, OHIO

Agent KAHLE BLDRS & SUPPLY CO. 782-7756

Address 26761 BEHRENS RD., DEFIANCE, OHIO

Use Type - Residential X

Other - Describe _____

No. Dwelling Units 1

New XX Replacement

Add'n. Alter Remodel

Mixed Occupancy _____

Change of Occupancy _____

Estimated Cost \$ 150,000.00

FEES	BASE	PLUS	TOTAL
<input checked="" type="checkbox"/> Building	\$ 9.00	\$ 272.80	\$ 281.80
<input checked="" type="checkbox"/> Electrical	\$ 15.00	\$ 69.00	\$ 84.00
<input checked="" type="checkbox"/> Plumbing	\$ 9.00	\$ 57.00	\$ 66.00
<input checked="" type="checkbox"/> Mechanical	\$ 18.00	\$ 20.00	\$ 38.00
<input type="checkbox"/> Demolition	\$	\$	\$
<input type="checkbox"/> Zoning	\$	\$	\$
<input type="checkbox"/> Sign	\$	\$	\$
<input checked="" type="checkbox"/> Water Tap	\$ 650.00	\$	\$ 650.00
<input type="checkbox"/> Sew. Insp.	\$	\$	\$
<input checked="" type="checkbox"/> Sewer Tap	\$ 60.00	\$ 347.13	\$ 407.13
<input checked="" type="checkbox"/> Temp. Water	\$ 5.00	\$	\$ 5.00
<input checked="" type="checkbox"/> Temp. Elec.	\$ 10.00	\$	\$ 10.00
TOTAL FEES.....			\$ 1541.93
LESS FEES PAID.....			\$
BALANCE DUE.....			\$ 1541.93

ZONING INFORMATION

district S	lot dimensions 150 X 150	area 28,729 S.F.	front yd 40'	side yd 15'	rear yd 15'
max hgt 40'	no pkg spaces 2 PER	no ldg spaces	max cover 30'	petition or appeal req'd date appr	

WORK INFORMATION

Size: Length 56' Width 71'8" Stories 2 Ground Floor Area 1940 S.F.

Height _____ Building Volume (for Demo. Permit) _____

BASEMENT FLOOR AREA = 1448 S.F.

GARAGE FLOOR AREA = 640 S.F.

2ND FLOOR AREA = 848

Electrical: _____

Plumbing: _____

Mechanical: _____

Additional Information: NEW HOME

Date 9-14-93 Applicant Signature _____

Richard Z. Kelle

PAID
SEP 14 1993
CITY OF NAPOLEON

INSPECTION RECORD

	UNDERGROUND			ROUGH-IN					FINAL			
	Type	Date	By	Type	Date	By	Type	Date	By	Type	Date	By
PLUMBING	Building Drains			Drainage, Waste & Vent Piping	Y/28		Indirect Waste			Drainage, Waste & Vent Piping	3/24	M.H.
	Water Piping									Backflow Prevention		
	Building Sewer			Water Piping	Y/28		Condensate Lines			Water Heater		
	Sewer Connection									FINAL APPROVAL	3/24	M.H.
MECHANICAL	Refrigerant Piping			Refrigerant Piping			Chimney(s)			Grease Exhaust System		
				Duct Furnace(s)			Fire Dampers			Air Cond. Unit(s)		
	Ducts/Plenums			Ducts/Plenums			<input type="checkbox"/> Radiant Htr(s) <input type="checkbox"/> Unit Htr(s)			Refrigeration Equipment		
				Duct Insulation			Pool Heater			Furnace(s)		
				Combustion Products Vents			Ventilation <input type="checkbox"/> Supply <input type="checkbox"/> Exhst.			FINAL APPROVAL	3/24	M.H.
ELECTRICAL	Conduits & or Cable			Conduits/Cable			<input type="checkbox"/> Range <input type="checkbox"/> Dryer			Temp Service Temp Lighting		
	Grounding & or Bonding			Rough Wiring	12/30	BD	<input type="checkbox"/> Generator(s) <input type="checkbox"/> Motors			Fixtures Lampholders		
	Floor Ducts Raceways			Service Panel Switchboard			<input type="checkbox"/> Water Htr <input type="checkbox"/> Welder			Signs		
	Service Conduit			Busways Ducts			<input type="checkbox"/> Heaters <input type="checkbox"/> Heat Cable			Electric Mtr. Clearance	12/17	BD
	Temporary Power Pole			Subpanels			<input type="checkbox"/> Duct Htr(s) <input type="checkbox"/> Furnace(s)			FINAL APPROVAL	3/24	M.H.
BUILDING	Location, Set-backs, Esmt(s)	9/28	BD	Exterior Wall Construction	1/28		Roof Covering Roof Drainage	1/28		Smoke Detector		
	Excavation						Exterior Lath			Demolition (sewer cap)		
	Footings & Reinforcing	10/4	BD				<input type="checkbox"/> Interior Lath <input type="checkbox"/> Wallboard					
	Floor Slab			Interior Wall Construction	1/28		Fire Wall(s)			Building or Structure	2/21	M.H.
	Foundation Walls	10/5	BD	Columns & Supports			Fireplace Chimney					
	Sub-soil Drain			Crawl Space <input type="checkbox"/> Vent <input type="checkbox"/> Access			Attic <input type="checkbox"/> Vent <input type="checkbox"/> Access					
	Piles			Floor System(s)						FINAL APPROVAL BLDG. DEPT.	3/24	M.H.
				Roof System			Special Insp Reports Rec'd			Certificate of Occupancy Issued		
ADDITIONAL	INSPECTIONS, CORRECTIONS, ETC.						INSPECTIONS, CORRECTIONS, ETC.					

87, Jan 12, 1993

APPLICATION FOR

Residential, Building, Electrical, Plumbing, Mechanical, and Demolition Permit

FROM - The City of Napoleon, Ohio, Building Department

255 West Riverview Avenue; P.O. Box 151; Napoleon, Ohio 43545 - Telephone (419) 592-4010

ENTRY NO. _____

PERMIT NO. 3004 ISSUED 8-24-93

JOB LOCATION 900 Chesterfield Dr.

LOT 9 Twins Oaks
(Subdivision or Legal Description)

ISSUED BY BDD
(Building Official)

OWNER Mr & Mrs Alan Stein PHONE 599-1166

ADDRESS 538 West Washington St. Nap. O.

AGENT Kable Bu. Serv. & Supp. Co. PHONE 782-7756

ADDRESS 26761 Behrens Rd. Detroit, Ohio

USE: Residential Commercial Industrial
 Other _____

WORK: New Addition Replacement Remodel

ESTIMATED COST = \$ 150,000.00

Base Plus Total

<input checked="" type="checkbox"/> Building	\$ <u>9.00</u>	\$ <u>272.80</u>	\$ <u>281.80</u>
<input checked="" type="checkbox"/> Electrical	\$ <u>15.00</u>	\$ <u>69.00</u>	\$ <u>84.00</u>
<input checked="" type="checkbox"/> Plumbing	\$ <u>9.00</u>	\$ <u>57.00</u>	\$ <u>66.00</u>
<input checked="" type="checkbox"/> Mechanical	\$ <u>18.00</u>	\$ <u>20.00</u>	\$ <u>38.00</u>
<input type="checkbox"/> Demolition	\$ _____	\$ _____	\$ _____
<input type="checkbox"/> Zoning	\$ _____	\$ _____	\$ _____
<input type="checkbox"/> Sign	\$ _____	\$ _____	\$ _____
<input checked="" type="checkbox"/> Water Tap	\$ <u>650.00</u>	\$ _____	\$ <u>650.00</u>
<input checked="" type="checkbox"/> Sewer Tap	\$ <u>60.00</u>	\$ <u>347.13</u>	\$ <u>407.13</u>
<input checked="" type="checkbox"/> Temp Water	\$ <u>5.00</u>	\$ _____	\$ <u>5.00</u>
<input checked="" type="checkbox"/> Temp Elec.	\$ <u>10.00</u>	\$ _____	\$ <u>10.00</u>

Additional Plan Review: Structure _____ Hours _____
Electric _____ Hours _____

TOTAL FEES \$ 1541.93
Less Fees Paid \$ _____
BALANCE DUE \$ 1541.93

ZONING INFORMATION

District	Lot Dimensions	Area	Front Yard	Side Yard	Rear Yard
<u>S</u>	<u>150x150</u>	<u>28,729 sq ft</u>	<u>40'</u>	<u>15'</u>	<u>15'</u>
Max Height	No. Pkg. Spaces	No. Ldg. Spaces	Max Cover	Petition or Appeal Required-Date	
<u>40'</u>	<u>2 per</u>		<u>30</u>		

WORK INFORMATION

Building: Ground Floor Area 1942 sq. ft. Basement Floor Area 1648 sq. ft.
 Garage Floor Area 670 sq. ft. 2nd Floor Area 848 sq. ft. Other _____ sq. ft.
 Size: Width 71'8" Length 56 Stories 2 Height _____
 Building Volume (for Demolition Permit) _____ cubic feet
 Description of Work: New Home

ELECTRICAL: Contractor Custerwillen Electric Phone _____
Address _____ ESTIMATED COST = \$ _____

Type of Work: New Service Change Rewiring Add'l Wiring TEMPORARY ELEC. REQUIRED - Yes No
Size of Service 200 Underground Overhead _____ Number of New Circuits 23

Description of Work: _____

PLUMBING: Contractor White Builders & Supply Co Phone 782-7756
Address 26761 Behrens Rd. Detroit ESTIMATED COST = \$ _____

WATER TAP REQUIRED - Yes No Size _____ Type of Pipe _____ Water Dist. Pipe _____

SANITARY SEWER TAP REQUIRED - Yes No Size 4" Type of Pipe Plastic Dr. Waste Vt. Pipe _____

STREET SEWER TAP REQUIRED - Yes No Type of Pipe _____ STREET TO BE OPENED - Yes No
Main Building Drain Size = 3" x 4" Main Vent Pipe Size = 3"

LIST NUMBER OF PLUMBING FIXTURES BELOW:

Water Closets = 5 Bathtubs = 2 Showers = 1 Lavatories = 6 Kitchen Sinks = 1 Disposal = 1
Clothes Washer = 1 Floor Drains = 1 Dishwasher = 1 Other _____ Total = 19

Description of Work: _____

MECHANICAL: Contractor Meyers Heating & Air Cond. Phone _____
Address Detroit, Ohio ESTIMATED COST = \$ _____

HEATING SYSTEM - Forced Air Gravity Hot Water Steam Unit Heaters Radiant Baseboard

TYPE OF FUEL - Electric Natural Gas Propane Wood Coal Solar Geothermal Other _____

NUMBER OF HEAT ZONES = _____ HOT WATER - One (1) Pipe Two (2) Pipes Series Loop

ELECTRIC HEAT - Number of Circuits _____ Number of Furnaces 1 Number of Hot Air Runs 19

Number of Hot Water Radiators _____ Total Heat Loss _____ Rated Capacity of Furnace/Boiler _____

LOCATION OF HEATING UNITS - Crawl Space Floor Level Attic Suspended Roof Outside

Description of Work: _____

DRAWINGS REQUIRED: All applications must be accompanied by two (2) complete sets of Drawings including Site Plans, Foundation Plans, Floor Plans, Structural Framing Plans, Exterior Elevations, Section and Details, Stair Details, Electrical Layout, Plumbing Isometric, Heating Layout, etc. All Plans shall be drawn to scale, show all existing structure on the Site Plans, and show electric panel and furnace locations.

READ AND SIGN BELOW: The undersigned hereby makes application for a Permit for all work described herein and agrees to complete the work in strict accordance with all applicable provisions of the current edition of the C.A.B.O. Building Code, the Napoleon Building and Zoning Codes, the Napoleon Engineering Department Rules and Regulations, Standard Specifications and other pertinent sections of the Napoleon Code of Ordinances.

Signature of Applicant Paul D. Kelly Date 8-13-93

WATER TAPPING PERMIT

issued by

The Napoleon Water Distribution Department

255 West Riverview Ave. Napoleon, Ohio 43545 Ph. 592-4010

Permit No. W- 0168 Issued 8-25-93 Received of Kable Builders (\$ 650).00

(Charge for tapping permit to supply water service to) Lot No. 9 Sub Div. Twin Oaks 1st

Street No. 900 Chesterfield Tap Size 1 * Cost \$ 650 .00 Plumber Same

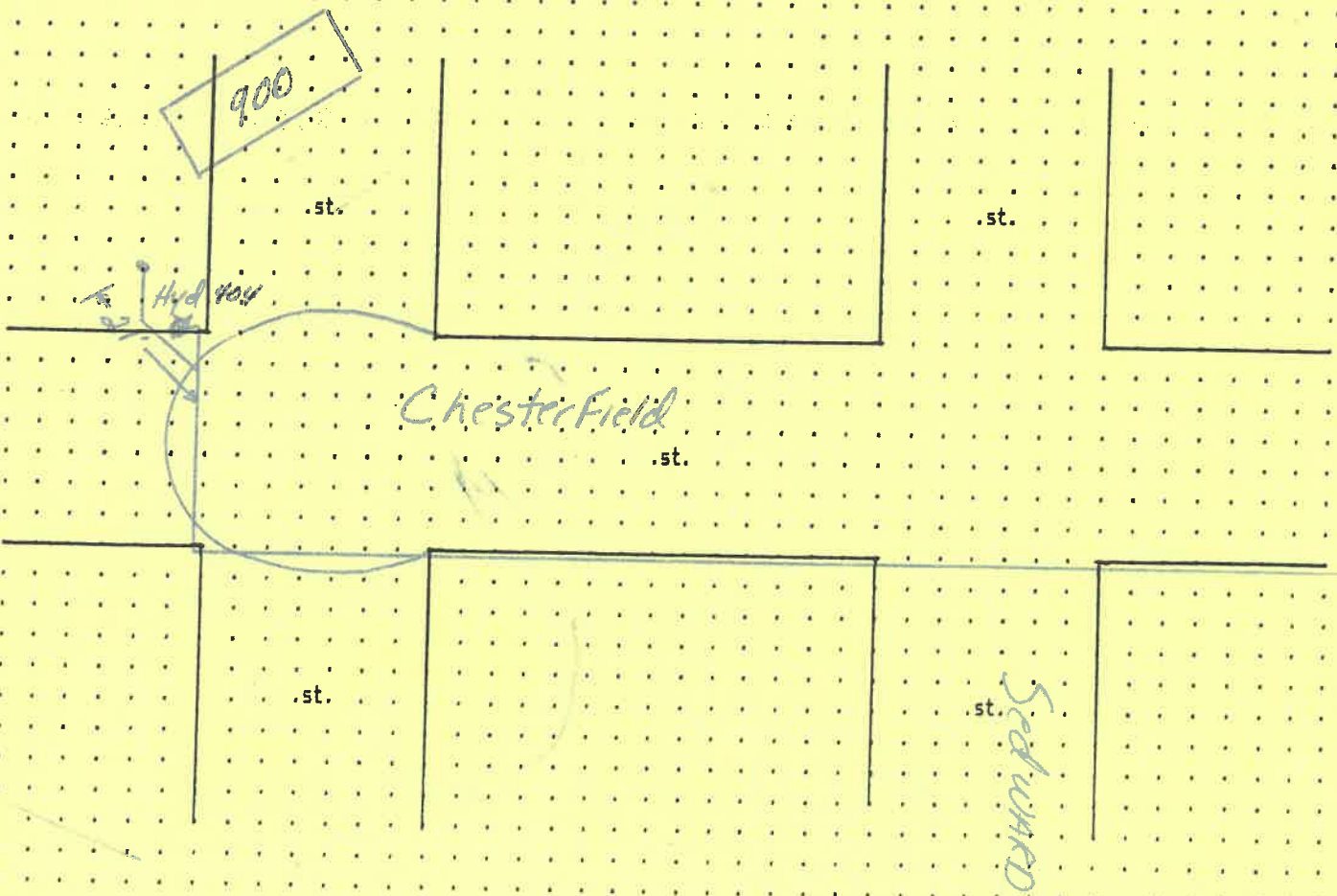
Date completed _____ Approved by _____
water distribution dept. _____ finance director _____

Name _____ Size of tap 1" Date 11-5-93 Street and No. 900 Chesterfield

Old Tap No. _____ New Tap No. 9370 Size and Kind of Main 6" CIP

Location of Main 3' EAST OF E CURB Depth of Main 5 1/2'

Distance from Hydrant/Valve 4' N of Hyd #04 Distance to Curb Stop from Corp. 21'



METER YOKE RELEASE

This document is for the release of **one (1)** Water Meter Yoke for Residential water service lines.

~~1-1-~~

RELEASE NO. 0047

PERMIT NO. 3004 ISSUED 8-25-93

JOB LOCATION 900 Chesterfield Dr.

- Inside City Limits () - Outside City Limits

ISSUED BY Brent N Damman

OWNER Alan Stein

ADDRESS 538 W. Washington Napoleon.

CONTRACTOR Kahle Builders

ADDRESS 26761 Behrens Rd. Defiance

CONTRACTOR'S PHONE NO. 782-7756

WATER TAP SIZE: = 1" () = 1-1/2" () = 2"

WATER METER s# _____

- New Dwelling () - Existing Dwelling

Water Service Line to be Type (K) Copper or (CTS) Polyethelene Tubing of one inch (1") minimum.

Watts No. 7 Dual check required () = Yes = No

Water Meter Yoke installation is subject to the following conditions:

- 1.) Must be located in an accessible area.
- 2.) Must be in an area not subject to freezing temperatures.
- 3.) Must be eighteen inches (18") above floor level, **not in crawl spaces, unless circumstances dictate.**
- 4.) Must comply with the mounting criteria and clearances as set forth in **DRAWING #04403901.**

REPORT ON THE PROGRESS OF THE WORK

The following report contains a summary of the work done during the year 1911. It is divided into two parts, the first of which deals with the general progress of the work, and the second with the results of the various experiments.

11 11

The first part of the report deals with the general progress of the work. It is divided into two sections, the first of which deals with the work done during the year, and the second with the results of the various experiments.

The second part of the report deals with the results of the various experiments. It is divided into two sections, the first of which deals with the results of the experiments on the effect of temperature on the rate of reaction, and the second with the results of the experiments on the effect of concentration on the rate of reaction.

The results of the experiments on the effect of temperature on the rate of reaction show that the rate of reaction increases with increasing temperature. This is in accordance with the theory that the rate of reaction is proportional to the number of molecules which possess sufficient energy to overcome the energy barrier of activation.

The results of the experiments on the effect of concentration on the rate of reaction show that the rate of reaction increases with increasing concentration. This is in accordance with the theory that the rate of reaction is proportional to the number of molecules which are present in the reaction mixture.

The results of the experiments on the effect of temperature on the rate of reaction show that the rate of reaction increases with increasing temperature. This is in accordance with the theory that the rate of reaction is proportional to the number of molecules which possess sufficient energy to overcome the energy barrier of activation.

The results of the experiments on the effect of concentration on the rate of reaction show that the rate of reaction increases with increasing concentration. This is in accordance with the theory that the rate of reaction is proportional to the number of molecules which are present in the reaction mixture.

The results of the experiments on the effect of temperature on the rate of reaction show that the rate of reaction increases with increasing temperature. This is in accordance with the theory that the rate of reaction is proportional to the number of molecules which possess sufficient energy to overcome the energy barrier of activation.

The results of the experiments on the effect of concentration on the rate of reaction show that the rate of reaction increases with increasing concentration. This is in accordance with the theory that the rate of reaction is proportional to the number of molecules which are present in the reaction mixture.

The results of the experiments on the effect of temperature on the rate of reaction show that the rate of reaction increases with increasing temperature. This is in accordance with the theory that the rate of reaction is proportional to the number of molecules which possess sufficient energy to overcome the energy barrier of activation.

The results of the experiments on the effect of concentration on the rate of reaction show that the rate of reaction increases with increasing concentration. This is in accordance with the theory that the rate of reaction is proportional to the number of molecules which are present in the reaction mixture.

The results of the experiments on the effect of temperature on the rate of reaction show that the rate of reaction increases with increasing temperature. This is in accordance with the theory that the rate of reaction is proportional to the number of molecules which possess sufficient energy to overcome the energy barrier of activation.

METER YOKE RELEASE

This document is for the release of one (1) Water Meter Yoke for Residential water service lines.

*

(Wall Hydrants)

RELEASE NO. 0048

PERMIT NO. 3004 ISSUED 8-25-93

JOB LOCATION 900 Chesterfield

- Inside City Limits () - Outside City Limits

ISSUED BY Brent Damman

OWNER Alan Stein

ADDRESS 538 W. Washington Napoleon

CONTRACTOR Kahle Builders

ADDRESS 26761 Behrens Rd. Defiance

CONTRACTOR'S PHONE NO. _____

WATER TAP SIZE: = 1" () = 1-1/2" () = 2"

WATER METER s# _____

- New Dwelling () - Existing Dwelling

Water Service Line to be Type (K) Copper or (CTS) Polyethelene Tubing of one inch (1") minimum.

*

Watts No. 7 Dual check required = Yes () = No

Water Meter Yoke installation is subject to the following conditions:

- 1.) Must be located in an accessible area.
- 2.) Must be in an area not subject to freezing temperatures.
- 3.) Must be eighteen inches (18") above floor level, not in crawl spaces, unless circumstances dictate.
- 4.) Must comply with the mounting criteria and clearances as set forth in DRAWING #04403901.

LETTER YOUR REVIEW

The first part of the letter should be a brief statement of the purpose of the review. This should include the title of the work being reviewed, the author's name, and the publisher's name. It should also mention the date when the work was first published and the date when you read it.

The second part of the letter should be a summary of the work. This should include a brief description of the main ideas or arguments of the work. It should also mention the author's style and the overall quality of the work.

The third part of the letter should be a critical evaluation of the work. This should include a discussion of the strengths and weaknesses of the work. It should also mention the author's use of evidence and the overall persuasiveness of the work.

The fourth part of the letter should be a conclusion. This should include a brief statement of your overall opinion of the work. It should also mention the author's contribution to the field and the overall value of the work.

The fifth part of the letter should be a recommendation. This should include a brief statement of whether you would recommend the work to others. It should also mention the reasons for your recommendation and the overall value of the work.

The sixth part of the letter should be a closing. This should include a brief statement of your name and contact information. It should also mention the date when you wrote the letter and the name of the reviewer.

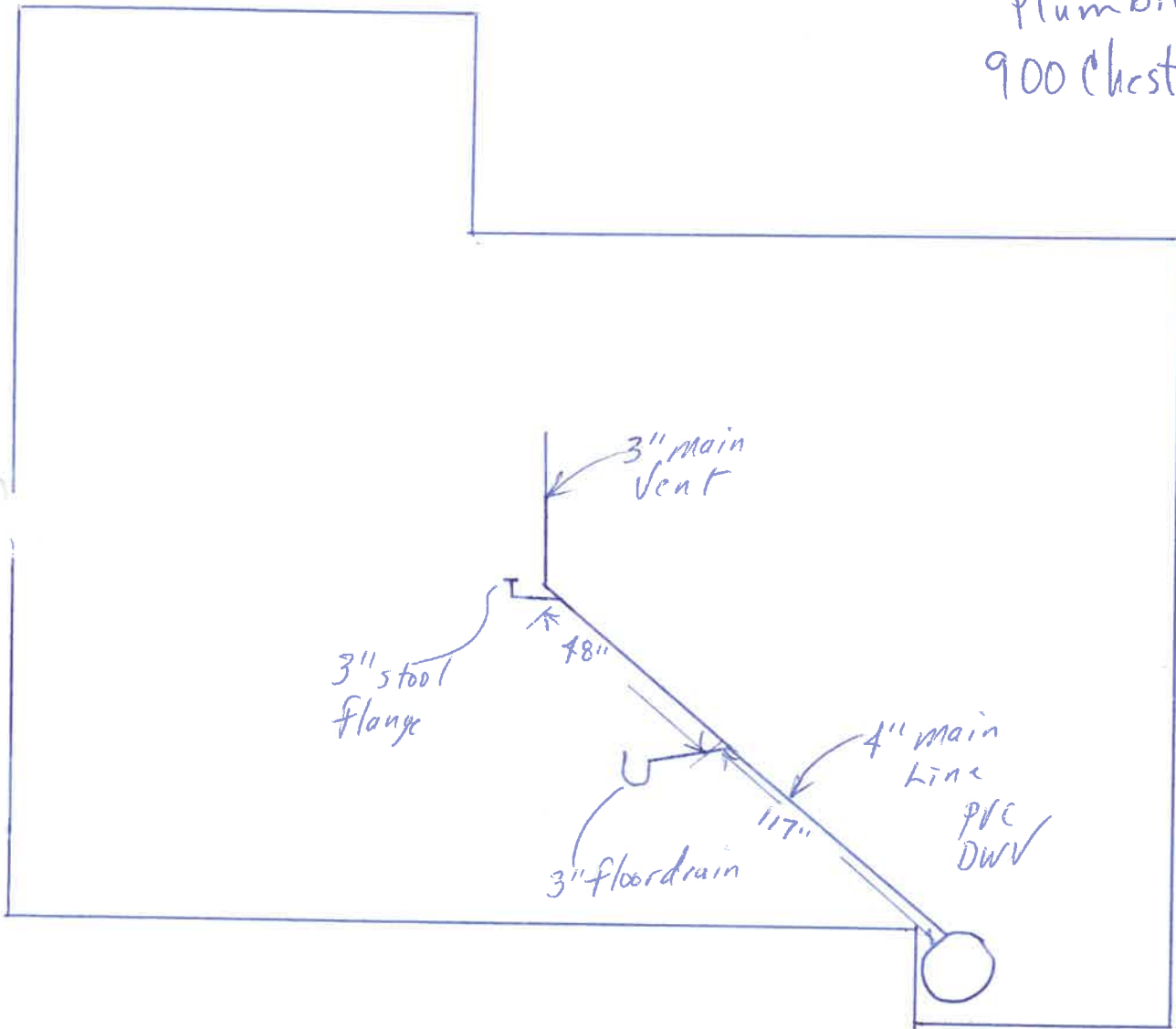
The seventh part of the letter should be a signature. This should include a brief statement of your name and contact information. It should also mention the date when you wrote the letter and the name of the reviewer.

The eighth part of the letter should be a reference. This should include a brief statement of the title of the work being reviewed, the author's name, and the publisher's name. It should also mention the date when the work was first published and the date when you read it.

The ninth part of the letter should be a closing. This should include a brief statement of your name and contact information. It should also mention the date when you wrote the letter and the name of the reviewer.

The tenth part of the letter should be a signature. This should include a brief statement of your name and contact information. It should also mention the date when you wrote the letter and the name of the reviewer.

10-11-93
AL Steine
Kahle Bldrs.
Basement
under floor
plumbing
900 Chesterfield

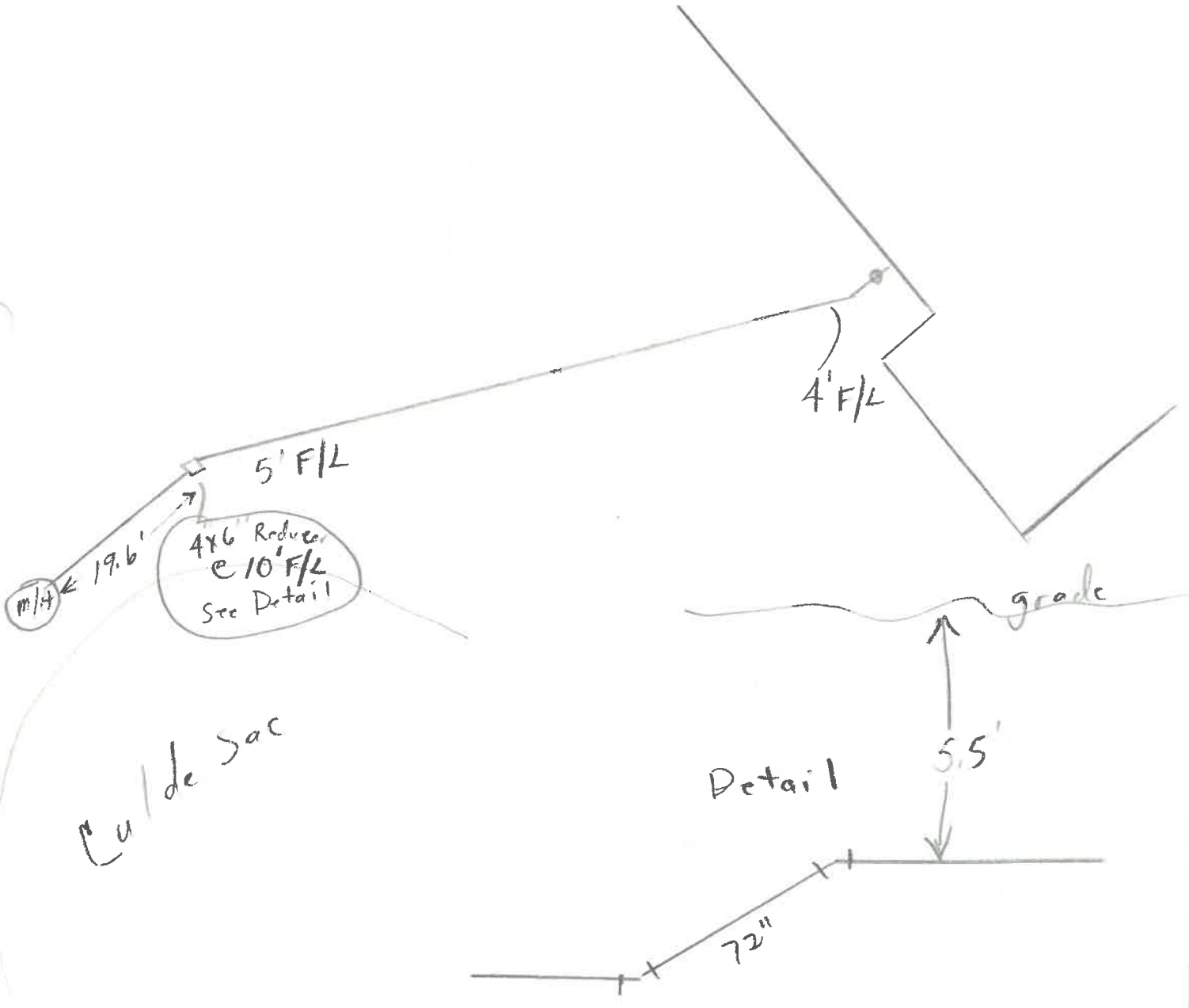


11-02-93

Al Stein

900 Chestnutfield

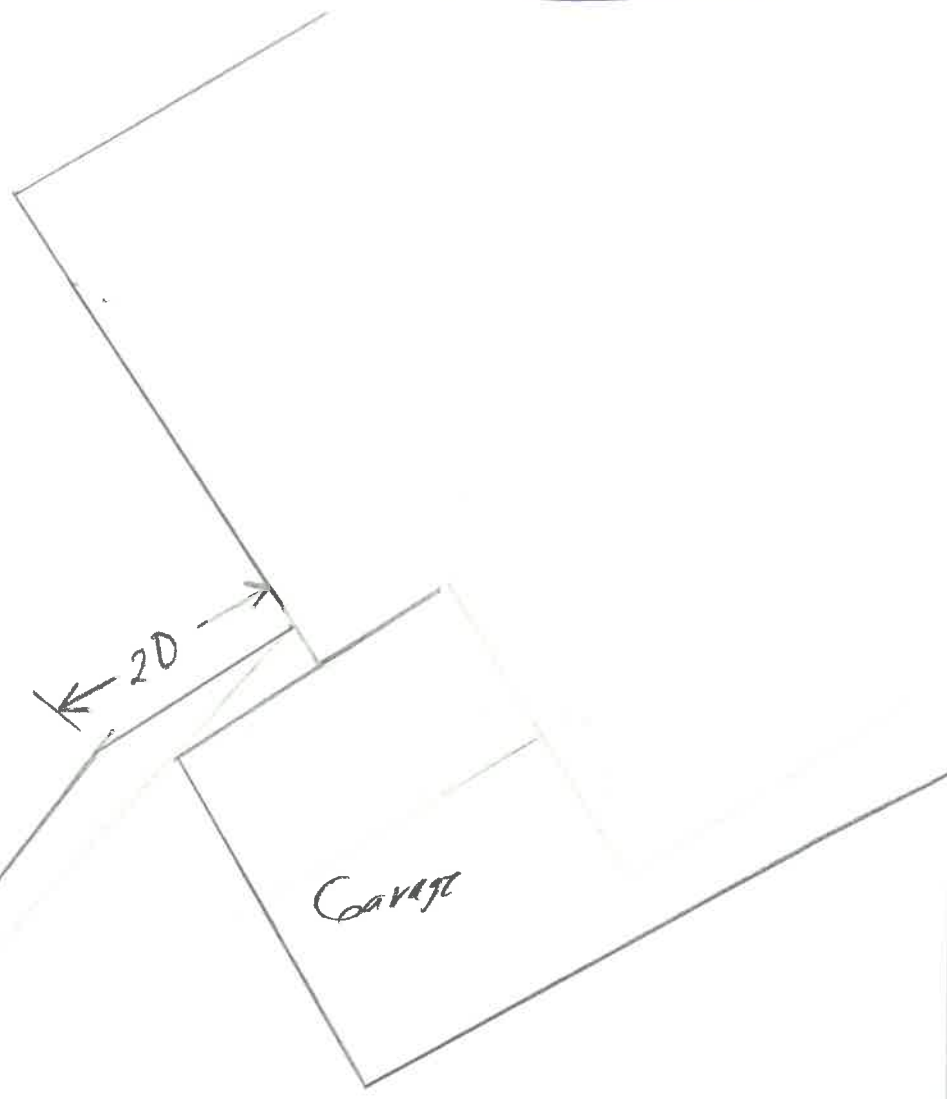
Kable Builders



Al Stein
Kable Bldgs.

11-2-93

900 Chesterfield



76'
Stormline

20

Garage

4" SDR
PVC
@ 3.2 F/K

1-1/2"
K
9/4

900 CHESTERFIELD DRIVE

U 3011

2015
N
1" = 20'

TILE DRAINS
TO POND
BEHIND 905
CHESTERFIELD
DRIVE.

POP-UP
DRAIN

900

CHESTERFIELD DRIVE

Investigation of illegal sewer connections revealed no illegal connections. All downspouts are in compliance at at this time.

SCANNED

